

THE DOMINICAN REPUBLIC AND CANADA





The Dominican Republic and Canada: A relationship beyond tourism

The Dominican Republic is proud to present a brief summary that illustrates the long and strong relationship with Canada, seen from the tourism perspective, but encompassing the investment and partnership opportunities that have yet to be exploited.

The figures that will be presented below reflect the main tourism statistics such as tourist arrivals from Canada, their average stay, main ports of departure from Canada, characteristics of canadian tourists, and air traffic among our countries, as well as figures on trade and investment.

We hope to continue strengthening our relationship in the future, a relationship beyond tourism.

TOURIST ARRIVALS

FROM CAN TO DOM

Ministry of Tourism
Dominican Republic

FITUR 2023



Ministerio de Turismo
REPÚBLICA DOMINICANA

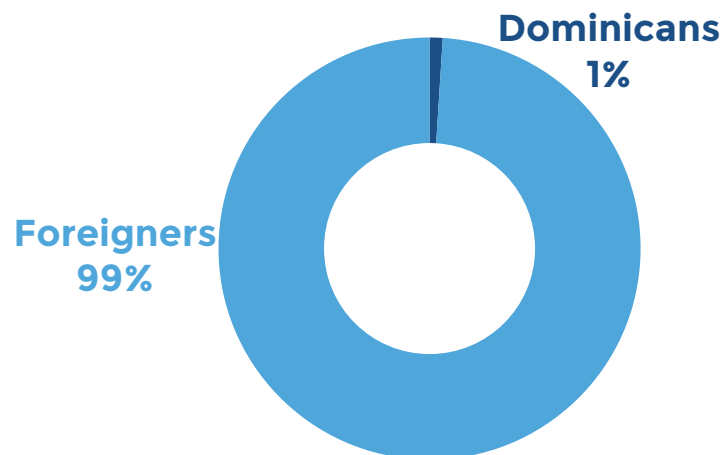
Tourist arrivals

from CAN to DOM



Composition of arrivals

2022



ARRIVALS

Dominicans	10,098
Foreigners	714,193
Total	724,291



MALE

48%



FEMALE

52%

AGE GROUP

0 - 12

12%

13 - 20

8%

21 - 35

22%

36 - 49

24%

MORE THAN 50

34%

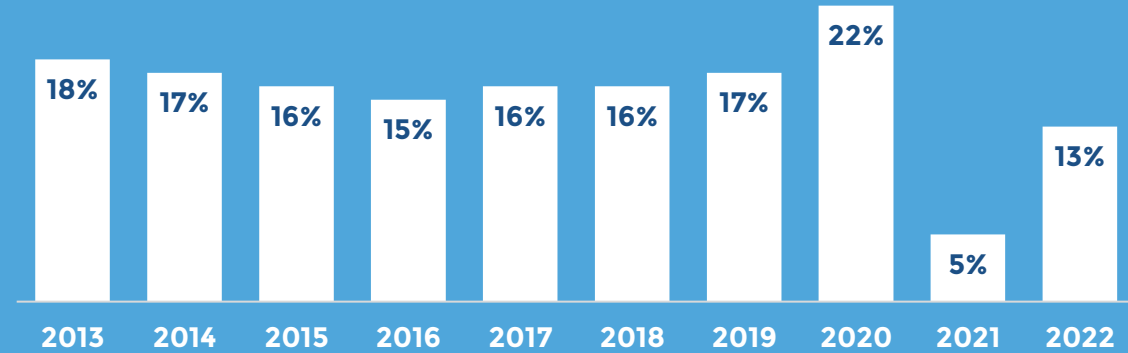
Tourist arrivals

from CAN to DOM

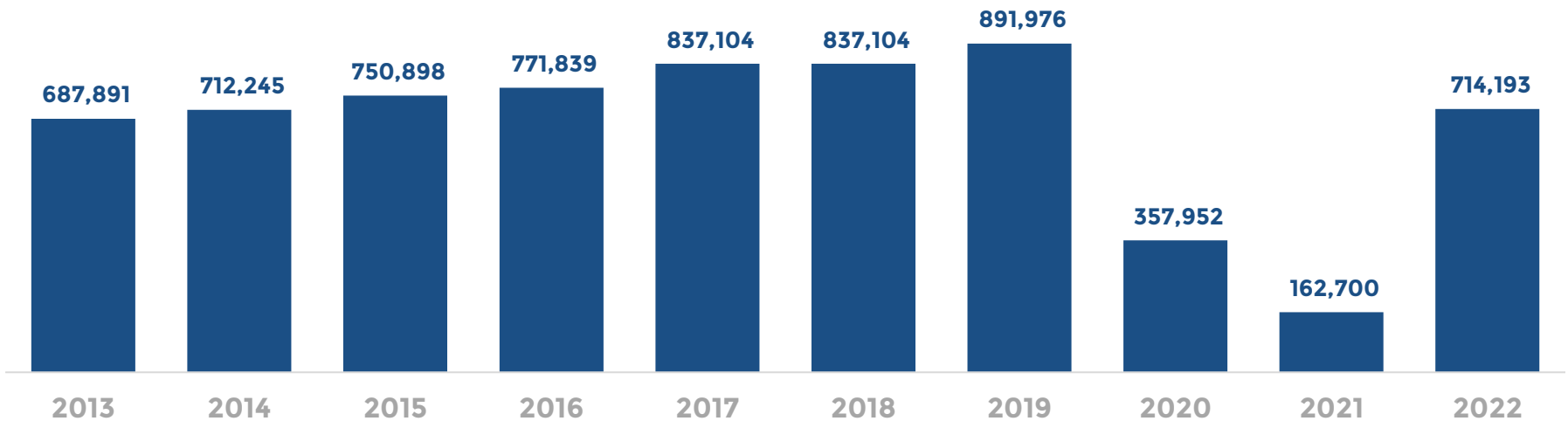


*Dominicans residing in Canada omitted

Canada residents as % of arrivals*



Passengers



Profile arrivals

from CAN to DOM in 2022

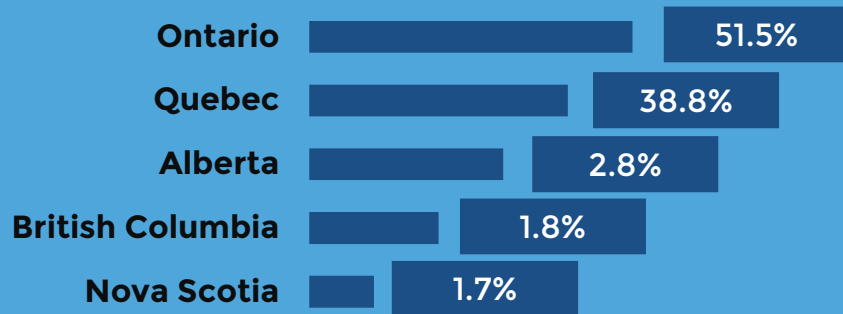


Dominicans residing in
Canada omitted


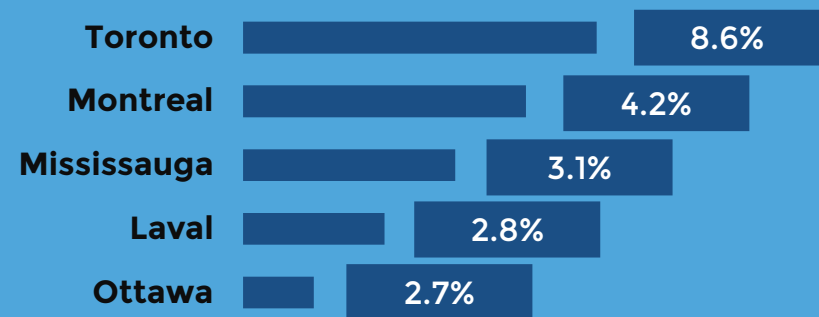


CAN RESIDENT

TOP STATES RESIDENT



TOP CITIES RESIDENT



Puerto Plata	Samana	Others
13%	3%	2%



Traditional Resort	Premium Resort	Others
38%	30%	32%

Profile arrivals

from CAN to DOM in 2022



*Non-resident foreigners

FAMILY



40%

ADVENTURER



19%

ADULT



23%

SENIOR



18%

Profile arrivals

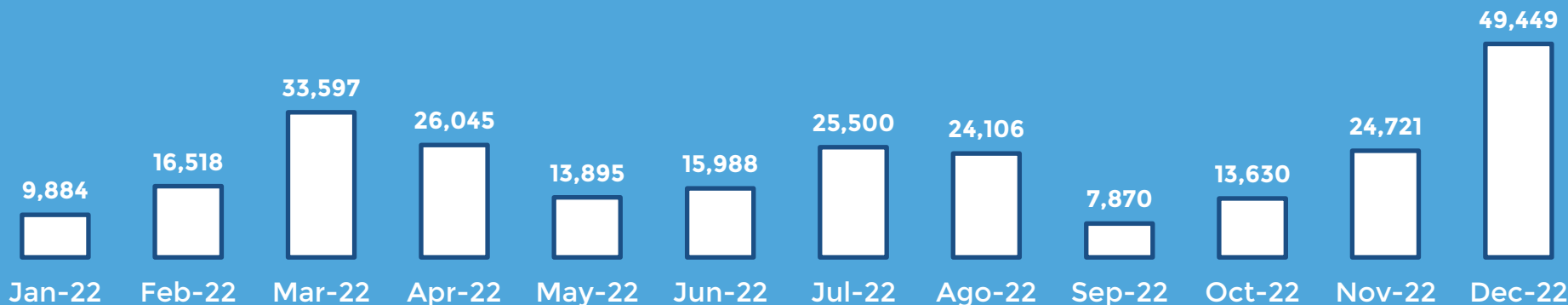
from CAN to DOM in 2022*



*Non-resident foreigners



FAMILY



FAMILY

40%
of total

ARRIVAL AIRPORT

86% Punta Cana



OTHERS
AIRPORTS

Puerto Plata	Samana	Others
11%	2%	1%

STAY

8 Nights



THEY STAY

La Altagracia
76%

El Seibo
3%

Puerto Plata
10%



ACCOMMODATION

90% Hotel



HOTEL
TYPE

Traditional Resort	Premium Resort	Others
39%	35%	26%

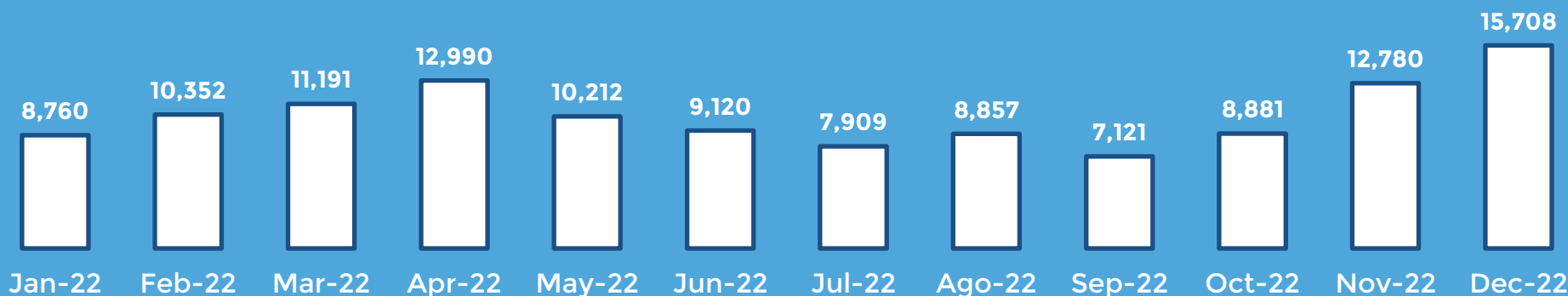
Profile arrivals

from CAN to DOM in 2022*



ADVENTURER

*Non-resident foreigners



ADVENTURER

19%
of total

ARRIVAL AIRPORT

82% Punta Cana



OTHERS
AIRPORTS

Puerto Plata

14%

Samana

2%

Others

2%

STAY

8 Nights



THEY STAY

La Altagracia
76%

Gran Santo Domingo
2%

Puerto Plata
12%

ACCOMMODATION

89% Hotel



HOTEL
TYPE

Traditional
Resort

36%

Premium
Resort

26%

Others

38%

Profile arrivals


from CAN to DOM in 2022*



*Non-resident foreigners



ADULT



ADULT

23%
of total

ARRIVAL AIRPORT

79% Punta Cana



OTHERS
AIRPORTS

Puerto Plata	Samana	Others
15%	4%	2%

STAY

10 Nights



THEY STAY

La Altagracia
71%

Samana
4%

Puerto Plata
13%



ACCOMMODATION

88% Hotel



HOTEL
TYPE

Traditional Resort	Premium Resort	Others
38%	30%	32%

Profile arrivals

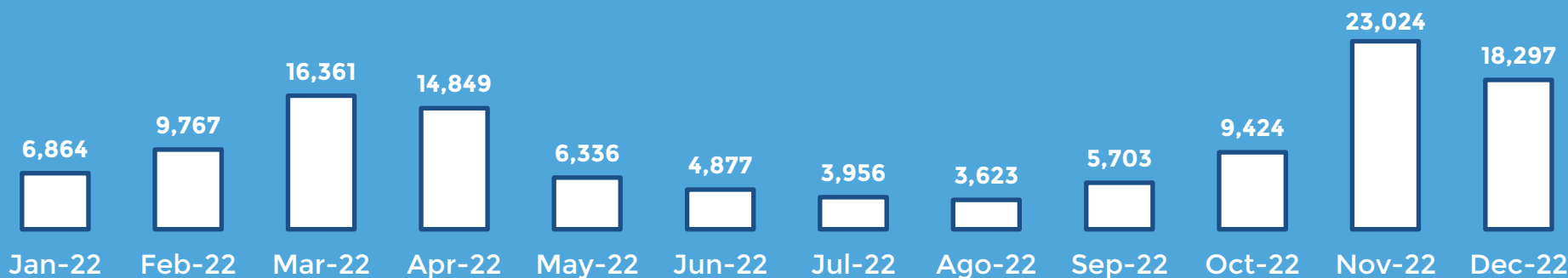
from CAN to DOM in 2022*



*Non-resident foreigners




SENIOR



SENIOR

18%
of total



Puerto Plata	Samana	Others
19%	6%	2%



Traditional Resort	Premium Resort	Others
42%	26%	32%

AIRSPACE

FROM CAN TO DOM

Ministry of Tourism
Dominican Republic

FITUR 2023


Ministerio de Turismo
REPÚBLICA DOMINICANA

Air traffic

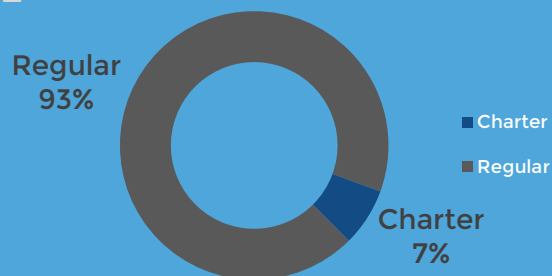
from CAN to DOM



	2018	2019	2020	2021	2022
Cities	36	35	33	15	22
Airlines	24	24	28	25	37
Routes	68	313	69	33	47
Flights	5,023	5,015	2,130	1,159	4,153

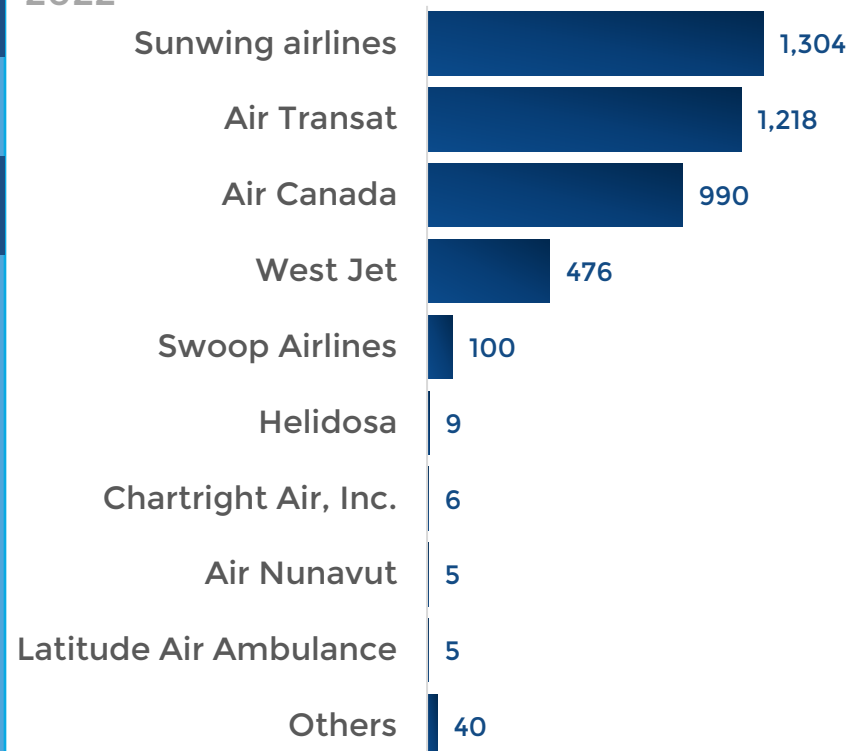
Flights by type of flight

2022



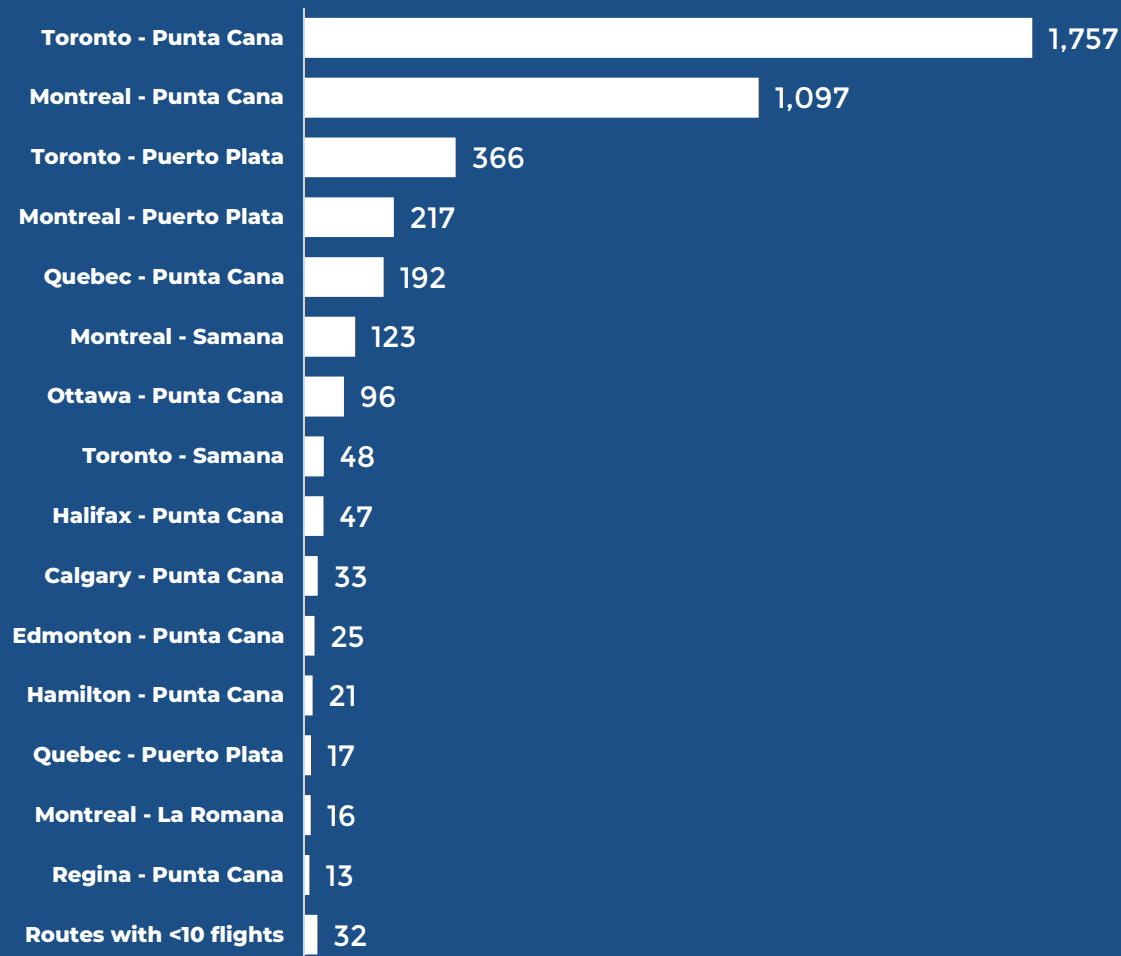
Flights by airline

2022



Main routes

2022 CAN to DOM Flights





TRADE

BETWEEN FROM CAN TO DOM


Ministry of Tourism
Dominican Republic

FITUR 2023

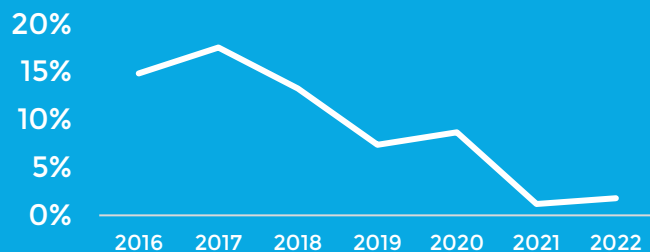


Trade

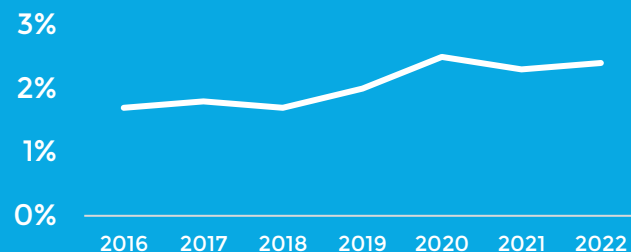
between CAN to DOM in 2022



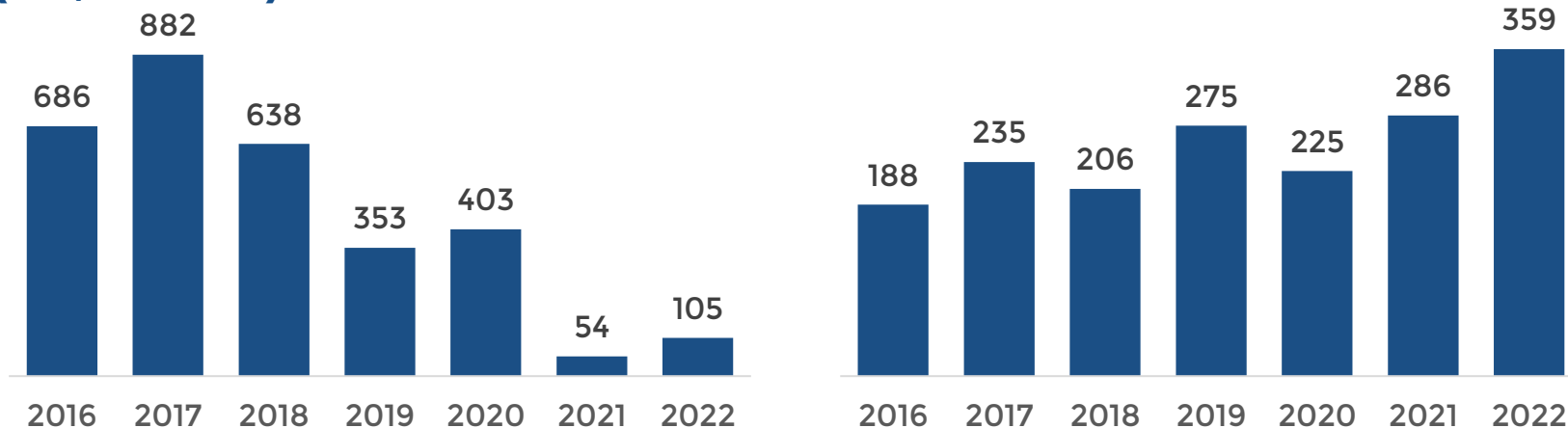
Exports from DOM to CAN
(% of total)



Imports from CAN to DOM
(% of total)



(US\$ millions)



Top trade products 2022

Exports

From
DOM
to CAN

	US\$ MM	% of world
Cigars, cigarettes and tobacco	13	1%
Medicine instruments	11	1%
Pharmaceutical item	7	2%
Cutting devices	1	0%
Jewelry	0	0%

Imports

From CAN
to DOM

	US\$ MM	% of world
Motor vehicles for tourism	75.7	6%
Medicine	6.1	1%
Plastic fabrications	0.47	0%
Petroleum oil	0.17	0%
Hard coal	0.13	0%



Ministerio de Turismo

REPÚBLICA DOMINICANA

situr@mitur.gob.do